

FP 4V and FP-S MINI-PLEAT




SPECIFICATIONS

- MERV 14A, 15A, 16 and FP-R (98% DOP) - wet-laid micro-fiberglass media
- MERV 11, 14, 15/14A - synthetic media
- Gasketing and double headers are available options
- Max Temperature 150°F

ADVANTAGES

- FP 4V micro-glass design incorporates 202 sq. ft. of high efficiency fiberglass media and 150 sq. ft. of synthetic media within a 24x24x12 frame
- Increased dust holding capacity and filter life
- Low pressure drop results in significant energy savings
- Rigid construction allows it to withstand unfavorable conditions especially variable air volume (VAV) systems and 100% relative humidity
- High impact plastic frame creates an exceptionally strong lightweight filter
- Maximum flow rate of 750 fpm
- Sustainable component for a LEED/Green building initiative
- Environmentally friendly
 - No metal corrosion
 - Fully incinerable
 - Reduces landfill waste



PRODUCTS DATA

FP 4V (FIBERGLASS MEDIA) – PART NUMBER				NOMINAL SIZE (H" x W" x D")	ACTUAL SIZE (H" x W" x D")	APPROX. WEIGHT (LBS.)	MEDIA AREA (SQ. FT.)
MERV 14A	MERV 15A	MERV 16	MERV 16 (FP-R)				
40039-P	40069-P	40093-P	40117-P	12 x 24 x 12	11 3/8 x 23 3/8 x 11 1/2	5.7	90
40156-P	40068-P	40345-P	40346-P	20 x 20 x 12	19 3/8 x 19 3/8 x 11 1/2	8.4	120
40033-P	40058-P	40087-P	40111-P	20 x 24 x 12	19 3/8 x 23 3/8 x 11 1/2	9.4	165
40023-P	40046-P	40077-P	40102-P	24 x 24 x 12	23 3/8 x 23 3/8 x 11 1/2	11.0	202

FP-S (SYNTHETIC MEDIA) – PART NUMBER			NOMINAL SIZE (H" x W" x D")	ACTUAL SIZE (H" x W" x D")	APPROX. WEIGHT (LBS.)	MEDIA AREA (SQ. FT.)
MERV 11	MERV 14	MERV 15/14A				
42500	42506	42209	12 x 24 x 12	11 3/8 x 23 3/8 x 11 1/2	5.0	63
–	761533-P	763186-P	20 x 20 x 12	19 3/8 x 19 3/8 x 11 1/2	7.0	87
42502	42508	42207	20 x 24 x 12	19 3/8 x 23 3/8 x 11 1/2	8.3	118
45203	42509	42205	24 x 24 x 12	23 3/8 x 23 3/8 x 11 1/2	10.0	150

FP 4V and FP-S MINI-PLEAT



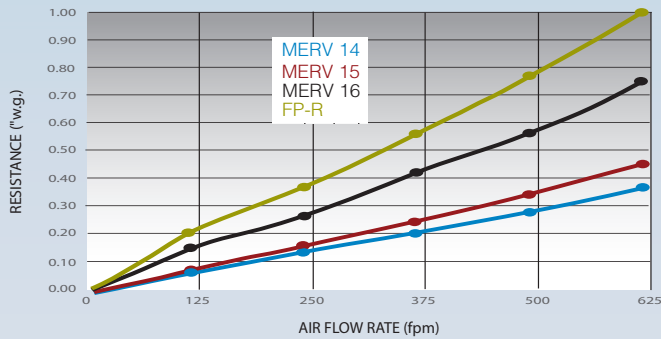
FP 4V PERFORMANCE DATA (24 x 24 x 12)

MEDIA	MERV	INITIAL RESISTANCE ("w.g.)			FINAL RESISTANCE ("w.g.)
		375 fpm	500 fpm	625 fpm	
Fiberglass	14A	0.20	0.34	0.37	2.0
	15A	0.24	0.38	0.45	2.0
	16	0.41	0.57	0.75	2.0
	FP-R	0.56	0.77	1.00	2.0

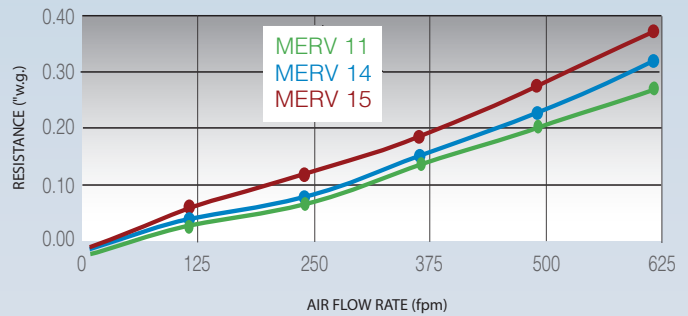
FP-S PERFORMANCE DATA (24 x 24 x 12)

MEDIA	MERV	INITIAL RESISTANCE ("w.g.)			FINAL RESISTANCE ("w.g.)
		375 fpm	500 fpm	625 fpm	
Synthetic	11	0.13	0.20	0.28	2.0
	14	0.14	0.22	0.31	2.0
	15/14A	0.19	0.28	0.38	2.0

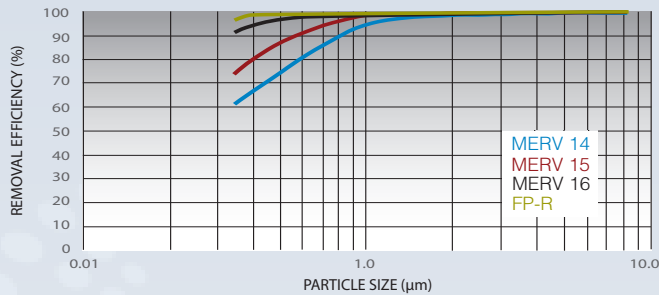
FP 4V – INITIAL RESISTANCE (24 x 24 x 12)



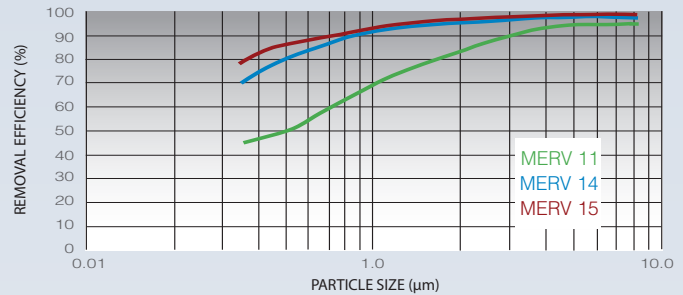
FP-S – INITIAL RESISTANCE (24 x 24 x 12)



FP 4V – MINIMUM REMOVAL EFFICIENCY (24 x 24 x 12)



FP-S – MINIMUM REMOVAL EFFICIENCY (24 x 24 x 12)



ENGINEERING SPECIFICATIONS

1.0 General

- 1.1 Filters shall be FP 4V and FP-S Mini-Pleat filters as manufactured by Filtration Group.
- 1.2 Filters shall be available in depths of 12" only.
- 1.3 Underwriters Laboratories classified to UL 900.

2.0 Filter Materials of Construction

- 2.1 Media shall be wet-laid micro-fiberglass or gradient density synthetic media with hot melt or string separators to maintain pleat uniformity and spacing.
- 2.2 Frame shall be a high impact plastic with built in header on top and bottom.
- 2.3 Media shall be adhered and sealed to frame with polyurethane to prevent by-pass.
- 2.4 Frame shall have slopes to allow for moisture and water drainage.

- 2.5 Filter frames shall have preformed locations for both prefilter clips and final filter clips to be attached.

3.0 Filter Performance

- 3.1 Filters shall be available as MERV 14A, 15A, 16 or R for fiberglass media and MERV 11, 14 or 15/14A for synthetic media as desired by end user when tested in accordance with the ASHRAE 52.2 Test Standard.
- 3.2 For initial resistance of filters, see Performance Data chart above.
- 3.3 Filter shall be rated to withstand a continuous operating temperature up to 150°F.
- 3.4 Filters shall have a recommended final resistance of 2.0" w.g.