


PRODUCT OVERVIEW

- MERV 11,13,14,15
- 4" high efficiency filter design
- Gradient dual density synthetic media
- Available in box or single header construction, with side gasketing options
- Max Temperature - 150°F
- Ideal for use in:
 - Office and Retail
 - Manufacturing and Distribution
 - Government and Educations Facilities
 - Doctors Offices, Assisted Living Facilities and Hospitals
 - Hotels and Airports



AEROSTAR GEOPLEAT[®]

WHY THE GEOPLEAT?

- Advanced media and pleating technology
 - Very low resistance to air flow resulting in lower energy costs
 - Increased media per filter compared to 4" pleats or even 12" cartridge filters
 - Media lowers pressure drop and extends service life while expanding dust holding capacity
 - Maximum flow rate of 625 fpm
 - Robust media resists tearing and damage and is resistant to moisture and microbial growth
 - Exceeds LEED MERV 13 efficiency requirement and is a sustainable component for LEED Green Building initiative
- Compact rigid filter & lightweight design
 - High impact plastic frame is formed to precise dimensions and impervious to moisture
 - Easy handling, lowers transportation costs, and utilizes less storage space
 - Weighs up to 75% lighter than competitive 12" filters
 - GeoPleat will not warp or collapse under most HVAC harsh environments
 - Completely incinerable
 - Perfect for space constraints, roof-top or anywhere safe filter installation is desired




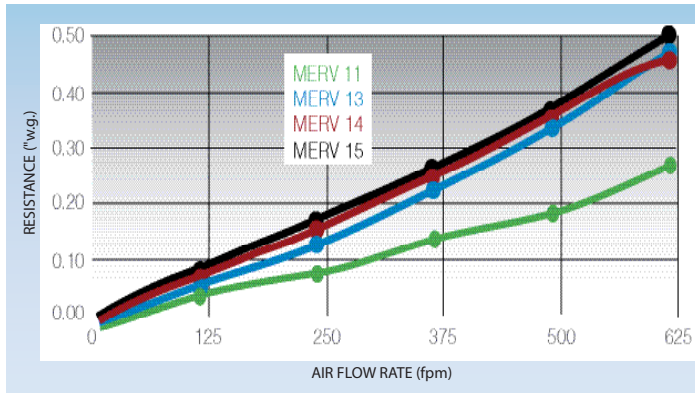
GEOPLEAT®

PERFORMANCE DATA (24 x 24 x 4 - Box Style)

MERV	INITIAL RESISTANCE ("w.g.)			FINAL RESISTANCE ("w.g.)
	375 fpm	500 fpm	625 fpm	
11	0.13	0.19	0.27	1.5
13	0.22	0.34	0.48	1.5
14	0.24	0.35	0.47	1.5
15	0.25	0.36	0.50	1.5

Products tested and intended for installation with pleats in vertical orientation. First filter dimension corresponds to the vertical dimension

INITIAL RESISTANCE (24 x 24 x 4 - Box Style)



Durable media pack resists damage

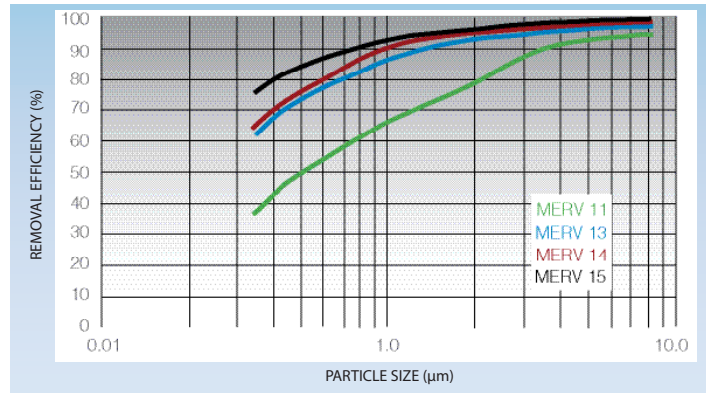


Shown with 2" clip designed to hold an optional pre-filter



Available in both box style and single header design

MINIMUM REMOVAL EFFICIENCY (24 x 24 x 4 - Box Style)



PRODUCT DATA

SINGLE HEADER PART NUMBER				BOX STYLE PART NUMBER				NOMINAL SIZE* (H" x W" x D")	ACTUAL SIZE (H" x W" x D")
MERV 11	MERV 13	MERV 14	MERV 15	MERV 11	MERV 13	MERV 14	MERV 15		
21605	21613	21621	728542	21629	21637	21645	718542	24 x 12 x 4	23 3/8 x 11 3/8 x 3 3/4
21609	21617	21625	728506	21633	21641	21649	718506	20 x 16 x 4	19 3/8 x 15 3/8 x 3 3/4
21606	21614	21622	728500	21630	21638	21646	718500	20 x 20 x 4	19 3/8 x 19 3/8 x 3 3/4
21611	21619	21627	728548	21635	21643	21651	718548	24 x 18 x 4	23 3/8 x 17 3/8 x 3 3/4
21607	21615	21623	728540	21631	21639	21647	718540	24 x 20 x 4	23 3/8 x 19 3/8 x 3 3/4
21608	21616	21624	728544	21632	21640	21648	718544	24 x 24 x 4	23 3/8 x 23 3/8 x 3 3/4
21610	21618	21626	728556	21634	21642	21650	718556	25 x 16 x 4	24 3/8 x 15 3/8 x 3 3/4
21612	21620	21628	728550	21636	21644	21652	718550	25 x 20 x 4	24 3/8 x 19 3/8 x 3 3/4

* Contact Customer Care for additional sizes and information.

ENGINEERING SPECIFICATIONS

1.0 General

- Filters shall be Aerostar® GeoPleat mini-pleat air filters as manufactured by Filtration Group.
- Underwriters Laboratories classified to UL 900 and ULC-S111-13.
- Filters shall be available in a nominal depth of 4".
- ISO 9001:2015 certified quality management system.

2.0 Filter Materials of Construction

- Media shall be 100% synthetic media that does not support microbial growth.
- Frame shall be constructed with high-impact plastic and impervious to moisture and high humidity.
- Media pack shall be adhered to plastic frame on all sides to prevent air by-pass.
- Filter shall have a hot melt bead separator to maintain pleat pack stability and ensure consistent pleat spacing for optimum air flow.

3.0 Filter Performance

- Filters shall be available in MERV 11 for low efficiency, MERV 13 and MERV 14 for medium efficiency, and MERV 15 for high efficiency when tested in accordance with ASHRAE 52.2 Test Standard.
- For initial resistance of filters, see Performance Data chart above.
- Filter shall be rated to withstand a continuous operating temperature up to 150°F
- Filters shall have a maximum recommended final resistance of 1.5" w.g.
- Changing filters at a lower resistance may save operating costs.