

TITAN FP and TITAN FP-S



SPECIFICATIONS

- MERV 11, 13, 14, 15 in both fiberglass and synthetic media
- Wet-laid micro-fiberglass or gradient density synthetic medias available
- Side gasketing available
- Max Temperature - 150°F

ADVANTAGES

- State-of-the-art design and filtration
 - Rigid filter with high impact plastic frame, steel struts & nearly complete media utilization
 - Lightweight design with patented built-in handle
 - Provides maximum air flow conditions
 - Maximum flow rate of 625 fpm
 - Aerodynamic construction minimizes or eliminates need for pre-filtration
- Superior filtration in normal to hostile environments
 - Excels in environments with 100% humidity
 - Performance unimpeded when intermittently exposed to water
 - Performs exceptionally in turbulent air flow or repeated fan shut downs
 - Designed for use in constant and variable air volume (VAV) systems
 - Ideal for desert & marine applications

PRODUCTS DATA

TITAN FP (FIBERGLASS MEDIA) – PART NUMBER				NOMINAL SIZE (H" x W" x D")	ACTUAL SIZE (H" x W" x D")	APPROX. WEIGHT (LBS.)	MEDIA AREA (SQ. FT.)
MERV 11	MERV 13	MERV 14	MERV 15				
41252	41256	41265	41260	12 x 24 x 12	11 3/8 x 23 3/8 x 10 3/4	5.5	45
41514	41515	41516	761965	20 x 24 x 12	19 3/8 x 23 3/8 x 10 3/4	7.5	81
41254	41258	41263	41262	24 x 24 x 12	23 3/8 x 23 3/8 x 10 3/4	9	97

TITAN FP-S (SYNTHETIC MEDIA) – PART NUMBER				NOMINAL SIZE (H" x W" x D")	ACTUAL SIZE (H" x W" x D")	APPROX. WEIGHT (LBS.)	MEDIA AREA (SQ. FT.)
MERV 11	MERV 13	MERV 14	MERV 15				
4611122412	4613122412	4614122412	4615122412	12 x 24 x 12	11 3/8 x 23 3/8 x 10 3/4	4.7	35
4611202412	4613202412	4614202412	4615202412	20 x 24 x 12	19 3/8 x 23 3/8 x 10 3/4	6.6	63
4611242412	4613242412	4614242412	4615242412	24 x 24 x 12	23 3/8 x 23 3/8 x 10 3/4	8.2	77

TITAN FP and TITAN FP-S



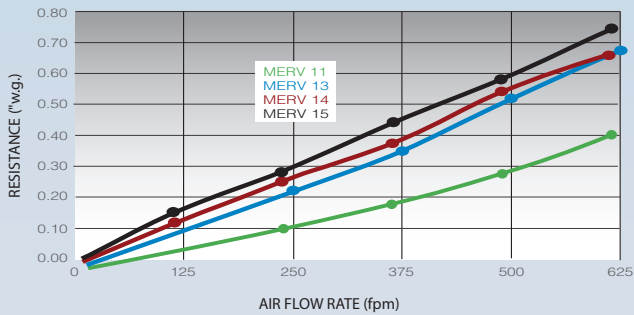
TITAN FP – PERFORMANCE DATA (24 x 24 x 12)

MEDIA	MERV	INITIAL RESISTANCE ("w.g.)			FINAL RESISTANCE ("w.g.)
		375 fpm	500 fpm	625 fpm	
Fiberglass	11	0.18	0.28	0.40	1.5
	13	0.35	0.51	0.68	1.5
	14	0.37	0.52	0.67	1.5
	15	0.44	0.59	0.75	1.5

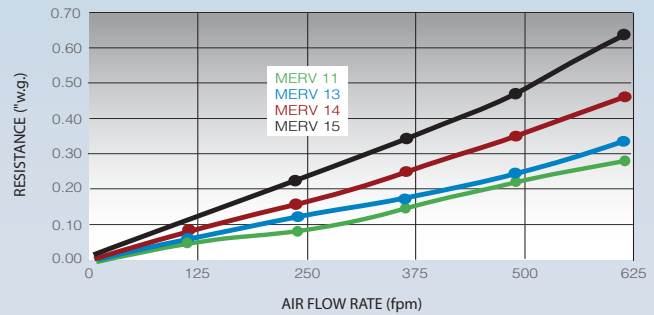
TITAN FP-S – PERFORMANCE DATA (24 x 24 x 12)

MEDIA	MERV	INITIAL RESISTANCE ("w.g.)			FINAL RESISTANCE ("w.g.)
		375 fpm	500 fpm	625 fpm	
Synthetic	11	0.14	0.21	0.29	1.5
	13	0.17	0.24	0.33	1.5
	14	0.25	0.35	0.46	1.5
	15	0.34	0.48	0.64	1.5

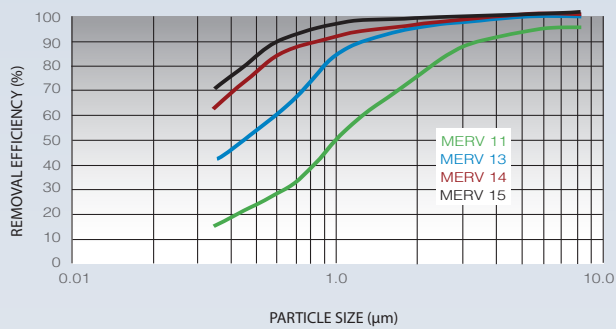
TITAN FP – INITIAL RESISTANCE (24 x 24 x 12)



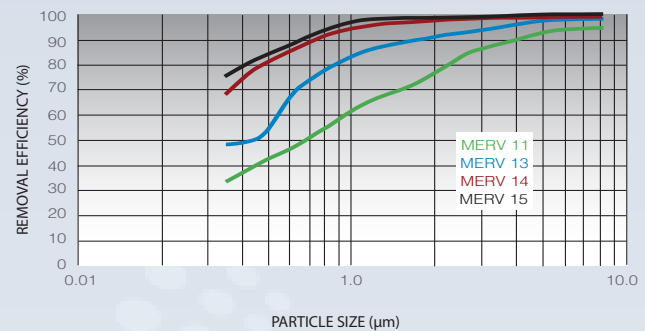
TITAN FP-S – INITIAL RESISTANCE (24 x 24 x 12)



TITAN FP – MINIMUM REMOVAL EFFICIENCY (24 x 24 x 12)



TITAN FP-S – MINIMUM REMOVAL EFFICIENCY (24 x 24 x 12)



ENGINEERING SPECIFICATIONS

1.0 General

- 1.1 Filters shall be Aerostar® Titan FP filters as manufactured by Filtration Group.
- 1.2 Filters shall be available in depths of 12" only.

2.0 Filter Materials of Construction

- 2.1 Media shall be wet-laid micro-fiberglass or gradient density synthetic media with hot melt separators to maintain pleat uniformity and spacing.
- 2.2 Frame shall be a high impact plastic with built-in header on top and bottom and galvanized steel supports on front and back.
- 2.3 Media shall be adhered and sealed to frame using a rigid polyurethane.

- 2.4 Filter frames shall have preformed locations for both prefilter clips and final filter clips to be attached.
- 2.5 Filter frames shall have preformed handles on the air leaving side to aid in installation and to reduce the chances of media damage due to handling.

3.0 Filter Performance

- 3.1 Filters shall be available as MERV 11, 13, 14 or 15 when tested in accordance with ASHRAE 52.2 Test Standard.
- 3.2 For initial resistance of filters, see Performance Data chart above.
- 3.3 Filter shall be rated to withstand a continuous operating temperature up to 150°F
- 3.4 Filters shall have a recommended final resistance of 1.5" w.g.